

# **Preschool Take Home Packet for** **Potential School Closing**

- March Calendar- Go over the day of the week, date, and weather for each day.
  - Calendar of suggested daily activities

March 2020

Dear Walnut Ridge Parents & Guardians,


We hope this letter finds you happy and healthy! Enclosed you will find suggested activities that you may use with your Preschool child in the event of a school closure. The suggested activities in this packet are optional and intended to provide choice and autonomy. There is no need to complete all of the activities-just the ones your Preschool child finds an interest in. Please feel free to pick and choose what works best for you and your family, and most importantly, have fun! Additionally, be on the lookout for upcoming school messenger announcements with links to our new Walnut Ridge Google Site that features additional activities and resources for our Preschool families.

Your partners in education,

Karen Stoeckel, Dana Cook, Lesley Lombardi, Virginia Vanderbeck, Jayna Murray, and Aimee Hamilton

# Preschool Activity Calendar

Help your student do these activities each month and check off the box when completed. You don't have to do them on the day they are listed. These activities are a variety of activities that will help your preschooler develop socially, emotionally, verbally, and physically and prepare them for kindergarten, life, and just have a great childhood. Please enjoy these activities with your children, your approach and attitude will make these activities meaningful.




# APRIL


Name: \_\_\_\_\_

S	M	T	W	T	F	S
<input type="checkbox"/> Help Buy Something at the Store with Cash	<input type="checkbox"/> Practice letter sounds	<input type="checkbox"/> Collect Sticks Outside	<input type="checkbox"/> Read a Giant Stack of Books	<input type="checkbox"/> Do a Secret Service	<input type="checkbox"/> Help Sort Dishes	<input type="checkbox"/> Bounce a Ball
<input type="checkbox"/> Find ten green things	<input type="checkbox"/> Make a Job Chart	<input type="checkbox"/> Make a Collage or Mosaic	<input type="checkbox"/> Practice Writing Your Name	<input type="checkbox"/> Practice Saying Your Full Name	<input type="checkbox"/> Listen To Music	<input type="checkbox"/> Find the number 2 ten times.
<input type="checkbox"/> Make Paper Airplanes	<input type="checkbox"/> Go for a Walk or Bike Ride	<input type="checkbox"/> Practice Washing Hands	<input type="checkbox"/> Find letter H ten times	<input type="checkbox"/> Paint a Picture	<input type="checkbox"/> Catch a Ball or Bearbag	<input type="checkbox"/> Recite the Days of the Week
<input type="checkbox"/> Do a Science Project	<input type="checkbox"/> Read A Favorite Book	<input type="checkbox"/> Play Quietly Alone for 10 minutes	<input type="checkbox"/> Count how many buttons are on a shirt	<input type="checkbox"/> Line toys up and practice ordinal numbers (1st, 2nd, 3rd)	<input type="checkbox"/> Go on a Bug Hunt	<input type="checkbox"/> Cut with Scissors
<input type="checkbox"/> Find 5 things that are a star shape	<input type="checkbox"/> Find letter I ten times	<input type="checkbox"/> Learn to write some new letters	<input type="checkbox"/> Tell What is Happening in a Picture	<input type="checkbox"/> Lay in the Sun	<input type="checkbox"/> Talk About How to Ask for Help	<input type="checkbox"/> Use a stuffed animal to learn spatial words such as under, next to, and behind.

# Today Is...



# march




## Circle the Day

Monday	Tuesday	Wednesday	Thursday	Friday	Saturday	Sunday
--------	---------	-----------	----------	--------	----------	--------

## Write the Date

## Circle the Weather




## Color the Date

1	2	3	4	5	6	7	8	9	10
11	12	13	14	15	16	17	18	19	20
21	22	23	24	25	26	27	28	29	30
31									

# Preschool Activity Calendar

Help your student do these activities each month and check off the box when completed. You don't have to do them on the day they are listed. These activities are a variety of activities that will help your preschooler develop socially, emotionally, verbally, and physically and prepare them for kindergarten, life, and just have a great childhood. Please enjoy these activities with your children, your approach and attitude will make these activities meaningful.



# MARCH

Name: \_\_\_\_\_

S	M	T	W	T	F	S
<input type="checkbox"/> Find 5 circles	<input type="checkbox"/> Find 5 things that are a heart shape	<input type="checkbox"/> Make a Treasure Map	<input type="checkbox"/> Find the number 1 ten times.	<input type="checkbox"/> Find letter E ten times	<input type="checkbox"/> Practice letter sounds	<input type="checkbox"/> Practice coughing or sneezing into your elbow
<input type="checkbox"/> Run a Race	<input type="checkbox"/> Count how many toes you have	<input type="checkbox"/> Mail a Letter	<input type="checkbox"/> Play with Play Dough	<input type="checkbox"/> Help Sort Shoes	<input type="checkbox"/> Find ten yellow things	<input type="checkbox"/> Sing a Song
<input type="checkbox"/> Learn to write some new letters	<input type="checkbox"/> Use a stuffed animal to learn spatial words such as under, next to, and behind.	<input type="checkbox"/> Play a Board or Card Game	<input type="checkbox"/> Find letter F ten times	<input type="checkbox"/> Count to 30	<input type="checkbox"/> Practice Writing Your Name	<input type="checkbox"/> Think of Rhyming Words
<input type="checkbox"/> Practice Describing Things	<input type="checkbox"/> Read a New Book	<input type="checkbox"/> Use toys to count groups	<input type="checkbox"/> Practice Saying Your Address	<input type="checkbox"/> Read A Favorite Book	<input type="checkbox"/> Name Farm Animals	<input type="checkbox"/> Give a Back Rub
<input type="checkbox"/> Make a list of things you want to learn about	<input type="checkbox"/> Find letter G ten times	<input type="checkbox"/> Cut with Scissors	<input type="checkbox"/> Collect Rocks Outside	<input type="checkbox"/> Tell a Story	<input type="checkbox"/> Read to yourself quietly	<input type="checkbox"/> Talk About Personal Safety