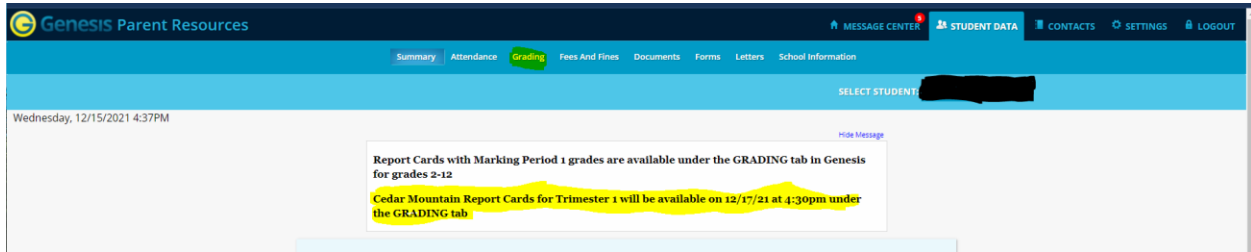
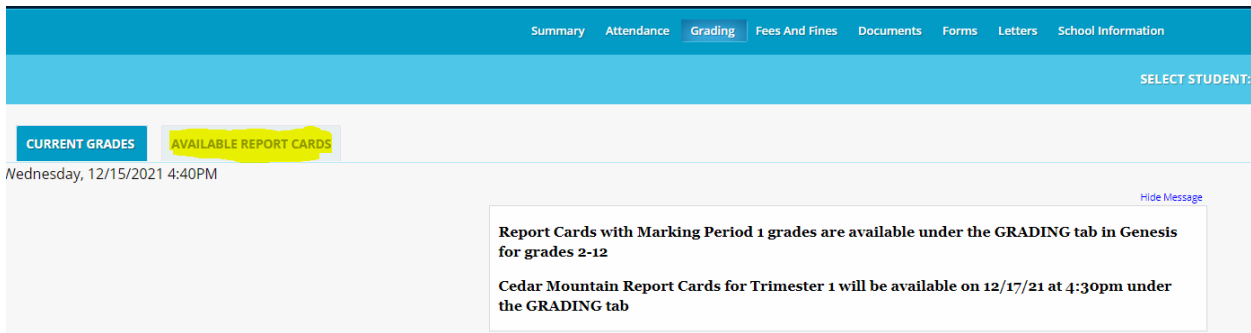


[Instructions to print out student report cards:](#)

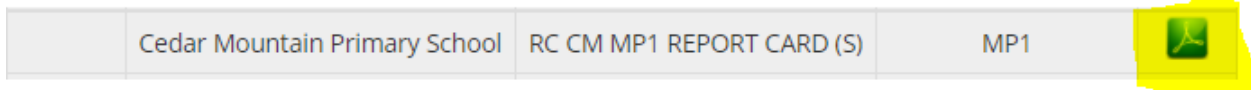
*Step 1: Log into the Parent Portal and Click on the Grading Tab*



*Step 2: The screen below then comes up. They must click on the tab "Available Report Cards."*



*Step 3: The Report Card will be listed. They then will see the BLUE icon to the right, they click on that.*



*Step 4: The report card will be on the screen, in the upper right hand corner, they will see the printer icon to print.*

